



ClassDojo Helpdesk

How to use Classdojo



Use either an App or Website

Creating a parent account using parent letter.

Your child's teacher will have provided a code that links you directly to their account.

app instructions

To: [redacted] and [redacted] s parents

From: Mr. Jacobs



Please join our classroom community on ClassDojo

I'm using ClassDojo to connect with families, share classroom moments, and much more. Please join to stay connected!

PARENTS:

New to ClassDojo?

1. Download the ClassDojo app
2. Open app and tap 'Parent' to create a parent account
3. Enter name, email & create a password
4. Tap 'Add child (+)' and use this code:

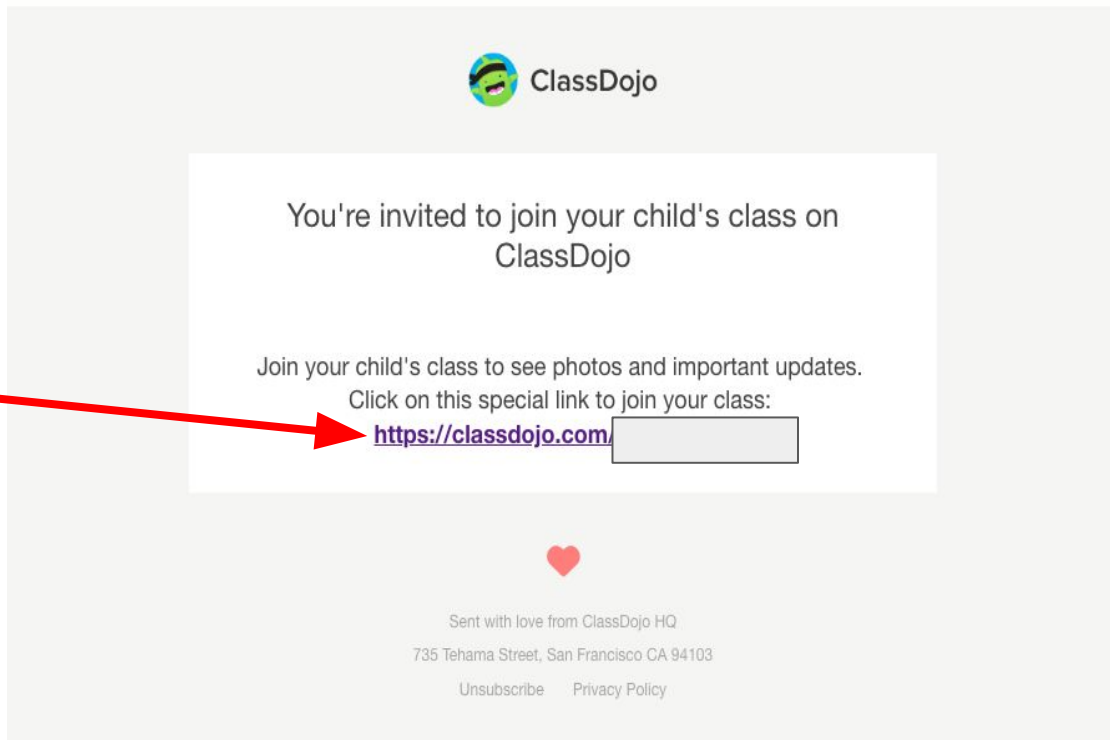
Already have a Parent Account on ClassDojo?

1. Open the ClassDojo app on your phone
2. Log in as a Parent (if you aren't already). Ensure you're logged in as a Parent, not a Student or Teacher!
3. Tap the Kids section/avatars at the bottom of the screen
4. Add child using this code:

Creating a parent account using email invite.

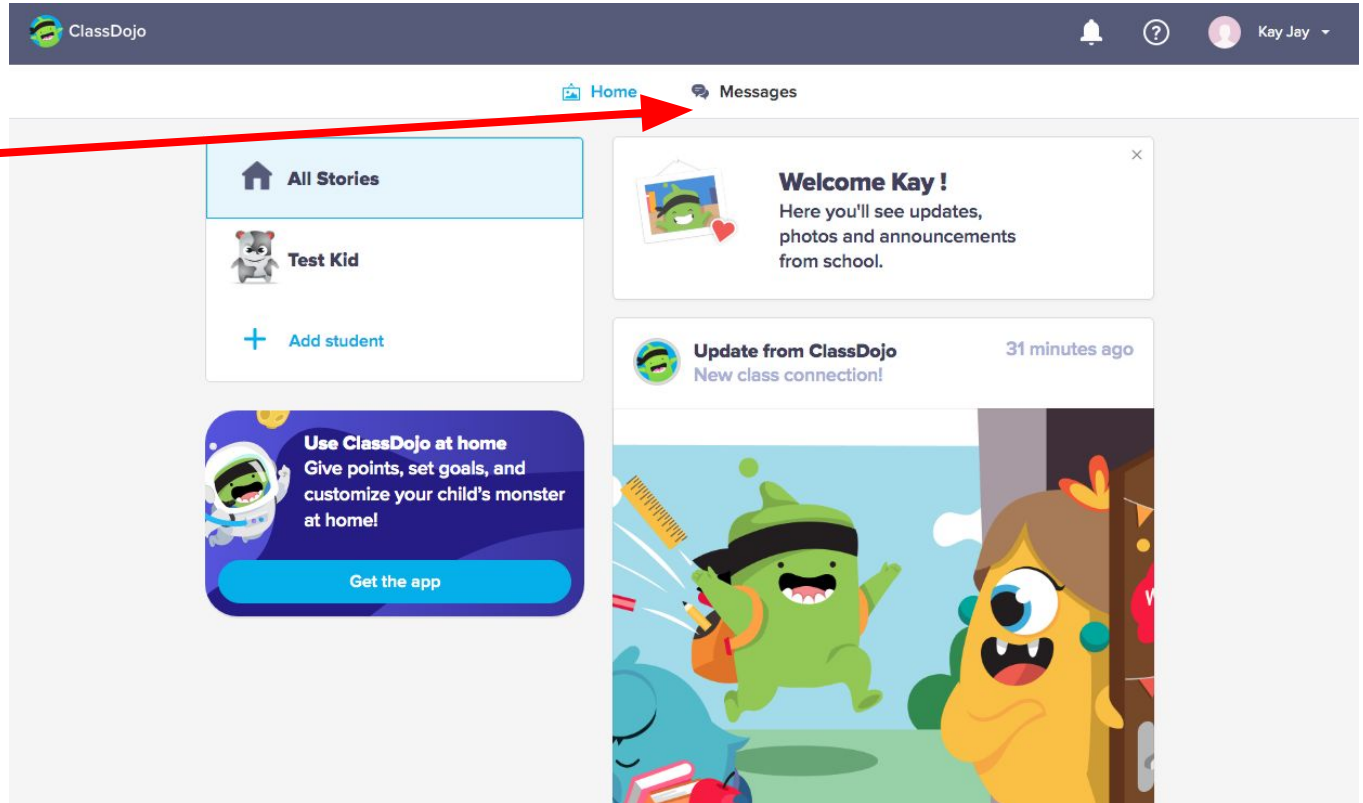
Click on the link here and follow prompts to create an account.

Website instructions
<https://classdojo.com>

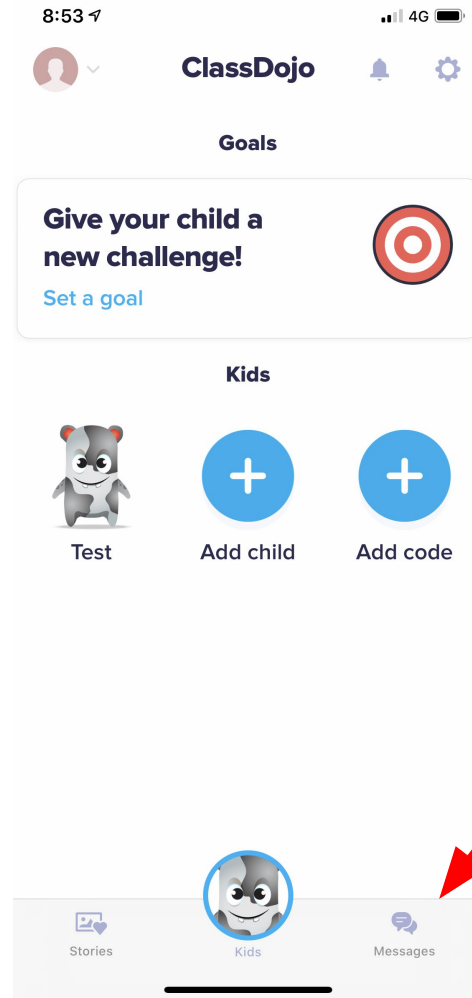


Once signed in you'll see a dashboard like this on computer...

All messages will appear in the "Messages" tab.



On your Phone
it will look like
this...



Messages will all be
visible in the "Messages"
tab

